

PowerShares DB Commodity Index Tracking Fund and Subsidiary
Unaudited Consolidated Statement of Changes in Shareholders' Equity
Period From June 1, 2008 to June 30, 2008


	General Shares				Limited Shares				Total
	General Shares		Accumulated Earnings	Total General Shareholders' Equity	Limited Shares		Accumulated Earnings	Total Limited Shareholders' Equity	Total Shareholders' Equity
	Shares	Paid in Capital			Shares	Paid in Capital			
Balance at June 1, 2008	40	\$ 1,000	\$ 625	\$ 1,625	65,800,000	\$ 1,835,530,188	\$ 837,155,462	\$ 2,672,685,650	\$ 2,672,687,275
Sale of Limited Shares					1,000,000	44,079,238		44,079,238	44,079,238
Redemption of Limited Shares					(800,000)	(34,781,022)		(34,781,022)	(34,781,022)
Net Income:									
Net investment income			1	1			1,863,692	1,863,692	1,863,693
Net realized gain on United States Treasury Obligations and Futures			52	52			85,929,636	85,929,636	85,929,688
Net change in unrealized gain on United States Treasury Obligations and Futures			120	120			196,556,222	196,556,222	196,556,342
Net Income:			173	173			284,349,550	284,349,550	284,349,723
Balance at June 30, 2008	40	\$ 1,000	\$ 798	\$ 1,798	66,000,000	\$ 1,844,828,404	\$ 1,121,505,012	\$ 2,966,333,416	\$ 2,966,335,214

Net Asset Value per share

General shares (40 shares)	\$ 44.95
Limited shares (66,000,000 shares)	\$ 44.94



Kevin Rich
Chief Executive Officer
DB Commodity Services LLC




Michael Gilligan
Principal Financial Officer
DB Commodity Services LLC


*PowerShares DB Commodity Index Tracking Fund and Subsidiary
Statements of Operations (unaudited)*

	For the Period June 1, 2008 through June 30, 2008	Year to Date
Income		
Interest Income, net	\$ 3,534,105	\$ 23,125,119
Expenses		
Management fee	1,735,313	8,593,035
Brokerage commissions and fees	(64,901)	366,590
Total expenses	1,670,412	8,959,625
Net investment income	1,863,693	14,165,494
Net Realized and Net Change in Unrealized Gain (Loss) on United States Treasury Obligations and Futures		
Net Realized Gain (Loss) on		
United States Treasury Obligations	(5,136)	294,980
Futures	85,934,824	618,385,131
Net Realized Gain	85,929,688	618,680,111
Net Change in Unrealized Gain (Loss) on		
United States Treasury Obligations	1,172,448	(200,028)
Futures	195,383,894	195,708,159
Net Change in Unrealized Gain	196,556,342	195,508,131
Net realized and net change in unrealized gain on United States Treasury Obligations and futures	282,486,030	814,188,242
Net Income	\$ 284,349,723	\$ 828,353,736

To the best of the knowledge and belief of the undersigned, the information contained in this report is accurate and complete.



Kevin Rich
Chief Executive Officer
DB Commodity Services LLC



Michael Gilligan
Principal Financial Officer
DB Commodity Services LLC