


PowerShares DB Commodity Index Tracking Fund and Subsidiary
Statement of Operations (unaudited)


	For the Period September 1, 2006 through September 30, 2006	Year to Date*
Investment Income		
Interest	\$ 2,759,874	\$ 14,397,886
Expenses		
Management fee	380,765	2,521,819
Brokerage commissions	40,615	438,537
Organizational costs	-	150,400
Administrative expenses	-	78,858
Total expenses	<u>421,380</u>	<u>3,189,614</u>
Net investment income	<u>2,338,494</u>	<u>11,208,272</u>
Realized and Unrealized Gain (Loss)		
Net realized gain (loss) on futures	(2,720,582)	9,345,855
Net change in unrealized appreciation (depreciation) on futures	<u>(29,679,638)</u>	<u>(38,370,840)</u>
Net realized and unrealized loss	<u>(32,400,220)</u>	<u>(29,024,985)</u>
Net Decrease in Net Assets Resulting from Operations	<u>\$ (30,061,726)</u>	<u>\$ (17,816,713)</u>

* Commencement of operations, January 31, 2006.

To the best of the knowledge and belief of the undersigned, the information contained in this report is accurate and complete.



Kevin Rich
Director and Chief Operating Officer
DB Commodity Services LLC




Gregory Collett
Chief Operating Officer and Principal Financial Officer
DB Commodity Services LLC

PowerShares DB Commodity Index Tracking Fund and Subsidiary
Unaudited Condensed Consolidated Statement of Changes in Shareholders' Equity
For the Period from September 1, 2006 through September 30, 2006

	General Shares				Limited Shares				Total
	Shares	Amount	Accumulated Deficit	Total General Shareholder's Equity (Deficit)	Shares	Amount	Accumulated Earnings	Total Limited Shareholder's Equity (Deficit)	Total Shareholders' Equity (Deficit)
Balance at September 1, 2006	40	\$ 1,000	\$ 33	\$ 1,033	26,000,040	\$ (800,000)	\$ 12,209,805	\$ 651,532,789	\$ 651,533,822
Paid in capital						(18,635,520)		(18,635,520)	(18,635,520)
Consolidation of the Master Fund upon acquisition of Master Fund Limited Units			(1,613,218)	(1,613,218)					(1,613,218)
Net loss:									
Net investment income			35,179	35,179			2,338,490	2,338,490	2,373,669
Net realized loss on futures			(4)	(4)			(2,720,578)	(2,720,578)	(2,720,582)
Net unrealized depreciation on futures			(46)	(46)			(29,679,592)	(29,679,592)	(29,679,638)
Net loss			35,129	35,129			(30,061,680)	(30,061,680)	(30,026,551)
Additional investment in respect of assumption of organization and offering costs by DB Commodity Services LLC			1,578,043	1,578,043					1,578,043
Accumulated earnings/(deficit) for the period									
Balance at September 30, 2006	40	\$ 1,000	\$ (13)	\$ 987	25,200,040	\$ 620,687,464	\$ (17,851,875)	\$ 602,835,589	\$ 602,836,576

Net Asset Value per share
 General shares (40 shares) \$ 24.68
 Limited shares (25,200,040 shares) \$ 23.92


 Kevin Rich
 Director and Chief Operating Officer
 DB Commodity Services LLC


 Gregory Collett
 Chief Operating Officer and Principal Financial Officer
 DB Commodity Services LLC

General Shares	Accumulated Deficit	Total General Shareholder's Equity (Deficit)
33		1,033
(13)		987