


PowerShares DB Energy Fund and Subsidiary
Statement of Operations (unaudited)

	For the Period February 1, 2007 through February 28, 2007	Year to Date*
Investment Income		
Interest	\$ 109,019	\$ 195,714
Expenses		
Management fee	17,500	30,535
Brokerage commissions	700	1,221
Total expenses	<u>18,200</u>	<u>31,756</u>
Net investment income	<u>90,819</u>	<u>163,958</u>
Realized and Unrealized Gain (Loss) on Investments and Futures		
Realized Gain (Loss) on		
Investments	-	(97)
Futures	(65,770)	178,080
Net unrealized gain (loss)	<u>(65,770)</u>	<u>177,983</u>
Unrealized Gain (Loss) on		
Investments	(1,147)	(3,266)
Futures	1,722,462	1,496,177
Net unrealized gain	<u>1,721,315</u>	<u>1,492,911</u>
Net realized and unrealized gain on investments and futures	<u>1,655,545</u>	<u>1,670,894</u>
Net Increase in Net Assets Resulting from Operations	<u>\$ 1,746,364</u>	<u>\$ 1,834,852</u>

* Commencement of operations, January 3, 2007.

To the best of the knowledge and belief of the undersigned, the information contained in this report is accurate and complete.



 Gregory Collett
 Chief Operating Officer and Principal Financial Officer
 DB Commodity Services LLC




 Martin Kremenstein
 Vice President and Member of Board of Managers
 DB Commodity Services LLC


PowerShares DB Energy Fund and Subsidiary
Unaudited Condensed Consolidated Statement of Changes
Period From February 1, 2007 to February 28, 2007 (unaudited)

	General Shares				Limited Shares				Total
	General Shares		Accumulated Earnings (Deficit)	Total General Shareholders' Equity (Deficit)	Limited Shares		Accumulated Earnings (Deficit)	Total Limited Shareholders' Equity (Deficit)	Total Shareholders' Equity (Deficit)
	Shares	Amount			Shares	Amount			
Balance at February 1, 2007	40	\$ 1,000	\$ 1	\$ 1,001	1,200,040	\$ 29,935,782	\$ 88,487	\$ 30,024,269	\$ 30,025,270
Sale of Limited Shares	-	-	-	-	-	-	-	-	-
Net income:									
Net investment income	-	-	3	3	-	-	90,816	90,816	90,819
Net realized loss on investments and futures	-	-	(2)	(2)	-	-	(65,768)	(65,768)	(65,770)
Net unrealized gain on investments and futures	-	-	57	57	-	-	1,721,258	1,721,258	1,721,315
Net income:	-	-	58	58	-	-	1,746,306	1,746,306	1,746,364
Balance at February 28, 2007	<u>40</u>	<u>\$ 1,000</u>	<u>\$ 59</u>	<u>\$ 1,059</u>	<u>\$ 1,200,040</u>	<u>\$ 29,935,782</u>	<u>\$ 1,834,793</u>	<u>\$ 31,770,575</u>	<u>\$ 31,771,634</u>

Net Asset Value per share
 General shares (40 shares)
 Limited shares (1,200,040 shares)

\$	26.47
\$	26.47


 Gregory Collett
 Chief Operating Officer and Principal Financial Officer
 DB Commodity Services LLC


 Martin Kremenstein
 Vice President and Member of Board of Managers
 DB Commodity Services LLC