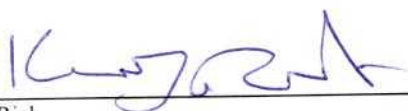


PowerShares DB Energy Fund and Subsidiary
Statements of Operations (unaudited)

	For the Period February 1, 2008 through February 29, 2008	Year to Date
Investment Income		
Interest	\$ 104,432	\$ 219,747
Expenses		
Management fee	25,735	55,119
Brokerage commissions	1,030	2,205
Total expenses	26,765	57,324
Net investment income	77,667	162,423
Realized and Net Change in Unrealized Gain (Loss) on United States Treasury Obligations and Futures		
Realized Gain on		
United States Treasury Obligations	-	1,425
Futures	1,403,975	2,539,526
Net realized gain	1,403,975	2,540,951
Net Change in Unrealized Gain (Loss) on		
United States Treasury Obligations	(18,879)	27,370
Futures	3,127,254	1,069,609
Net change in unrealized gain	3,108,375	1,096,979
Net realized and unrealized gain on United States Treasury Obligations and futures	4,512,350	3,637,930
Net Increase in Net Assets Resulting from Operations	<u>\$ 4,590,017</u>	<u>\$ 3,800,353</u>

To the best of the knowledge and belief of the undersigned, the information contained in this report is accurate and complete.



Kevin Rich
 Chief Executive Officer and Chief Financial Officer
 DB Commodity Services LLC




Gregory Collett
 Chief Operating Officer
 DB Commodity Services LLC


PowerShares DB Energy Fund and Subsidiary
Unaudited Condensed Consolidated Statement of Changes
Period From February 1, 2008 to February 29, 2008

	General Shares			Limited Shares			Total
	Shares	Amount	Accumulated Earnings	Shares	Amount	Accumulated Earnings	
Balance at February 1, 2008	40	\$ 1,000	\$ 390	1,200,000	\$ 29,114,708	\$ 12,594,334	\$ 41,710,432
Sale of Limited Shares				200,000	7,535,350		7,535,350
Net Gain:							
Net investment income			3			77,664	77,667
Net realized gain on United States Treasury Obligations and Futures			47			1,403,928	1,403,975
Net change in unrealized gain on United States Treasury Obligations and Futures			99			3,108,276	3,108,375
Net Gain:			148			4,589,868	4,590,017
Balance at February 29, 2008	40	\$ 1,000	\$ 538	1,400,000	\$ 36,650,058	\$ 17,184,202	\$ 53,835,799

Net Asset Value per share

General shares (40 shares)	\$ 38.46
Limited shares (1,400,000 shares)	\$ 38.45


 Kevin Rich
 Chief Executive Officer and Chief Financial Officer
 DB Commodity Services LLC


 Gregory Collett
 Chief Operating Officer
 DB Commodity Services LLC