



Powershares DB Precious Metals Fund and Subsidiary
Unaudited Consolidated Statement of Changes in Shareholders' Equity
Period From August 1, 2008 to August 31, 2008

	General Shares				Limited Shares				Total
	General Shares	Accumulated Earnings	Total General Shareholders' Equity	Shares	Limited Shares Paid in Capital	Accumulated Earnings (Deficit)	Total Limited Shareholders' Equity	Total Shareholders' Equity	
Balance at August 1, 2008	40	\$ 1,000	\$ 1,354	3,200,000	\$ 100,205,732	\$ 8,153,882	\$ 108,357,614	\$ 108,358,968	
Redemption of Limited Shares				(400,000)	(11,913,854)		(11,913,854)	(11,913,854)	
Net Loss:			1			91,320	91,320	91,321	
Net investment income						(1,490,801)	(1,490,801)	(1,490,822)	
Net realized loss on United States Treasury Obligations and Futures									
Net change in unrealized loss on United States Treasury Obligations and Futures									
Net Loss:			(143)			(11,670,440)	(11,670,440)	(11,670,583)	
			(163)			(13,069,921)	(13,069,921)	(13,070,084)	
Balance at August 31, 2008	40	\$ 1,000	\$ 1,191	2,800,000	\$ 88,289,878	\$ (4,916,039)	\$ 83,373,839	\$ 83,375,030	

Net Asset Value per share
 General shares (40 shares) \$ 29.78
 Limited shares (2,800,000 shares) \$ 29.78



 Martin Krengenstein
 Chief Operating Officer
 DB Commodity Services LLC


 Michael Gilligan
 Principal Financial Officer
 DB Commodity Services LLC

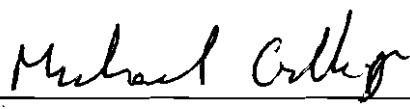
PowerShares DB Precious Metals Fund and Subsidiary
Statements of Operations (unaudited)

	For the Period August 1, 2008 through August 31, 2008	Year to Date
Income		
Interest Income, net	\$ 153,061	\$ 1,304,564
Expenses		
Management fee	58,614	503,094
Brokerage commissions and fees	3,126	26,831
Total expenses	61,740	529,925
Net investment income	91,321	774,639
Net Realized and Net Change in Unrealized Gain (loss) on United States Treasury Obligations and Futures		
Net Realized Gain (Loss) on		
United States Treasury Obligations	1,750	16,332
Futures	(1,492,572)	6,532,193
Net Realized Gain (Loss)	(1,490,822)	6,548,525
Net Change in Unrealized Gain (Loss) on		
United States Treasury Obligations	(4,898)	4,351
Futures	(11,665,685)	(18,501,245)
Net Change in Unrealized Loss	(11,670,583)	(18,496,894)
Net realized and net change in unrealized loss on United States Treasury Obligations and futures	(13,161,405)	(11,948,369)
Net Loss	\$ (13,070,084)	\$ (11,173,730)

To the best of the knowledge and belief of the undersigned, the information contained in this report is accurate and complete.



 Martin Kremenstein
 Chief Operating Officer
 DB Commodity Services LLC



 Michael Gilligan
 Principal Financial Officer
 DB Commodity Services LLC